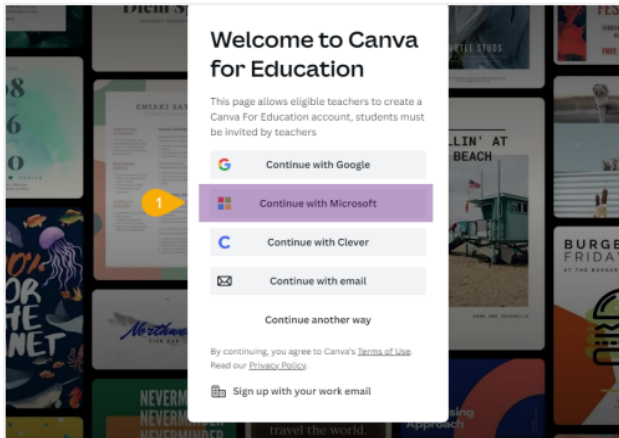


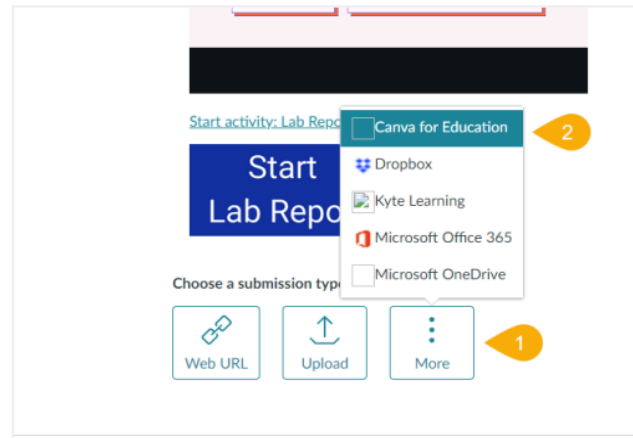
How to Turn in a Canva Assignment

Students can create and edit work in Canva and then submit it through Canvas assignments

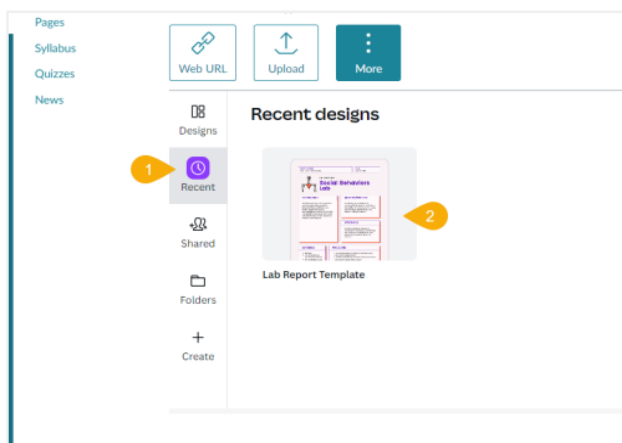


- 1 Make sure you are logged into Canva either by opening a new tab and visiting Canva.com or clicking on the course link in Canvas.

Then choose Microsoft and use your ISD credentials (ISD email address and network password.)

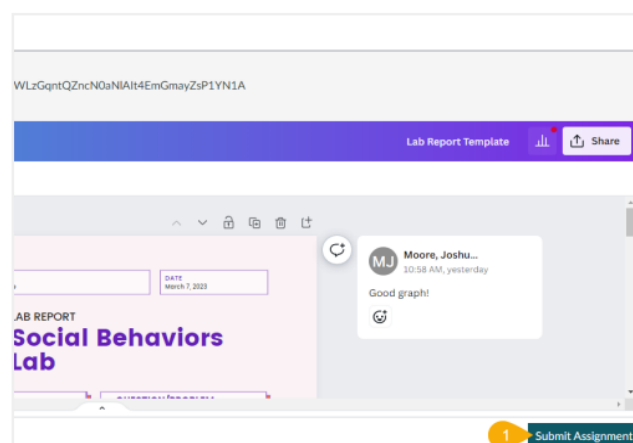


- 2 Next find the assignment in your Canvas course and then click the more button and choose Canvas for Education



- 3 This will open a window to Canva below.

Click the recent button to see thumbnails of your Canva creations. Click on the one you would like to turn in.



- 4 Finally, don't forget to click the "Submit Assignment" button.