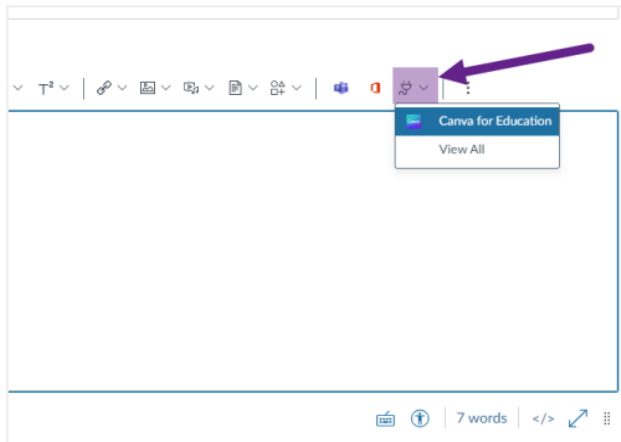
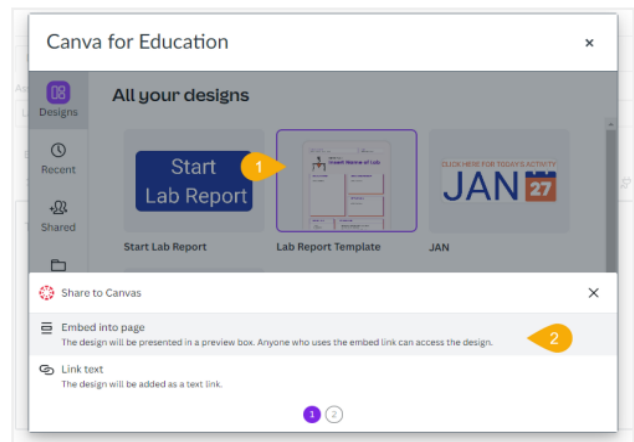


# Set Up Canva Assignment in Canvas

*Teachers can create templates in Canva that can then be distributed to students for them to alter and markup*

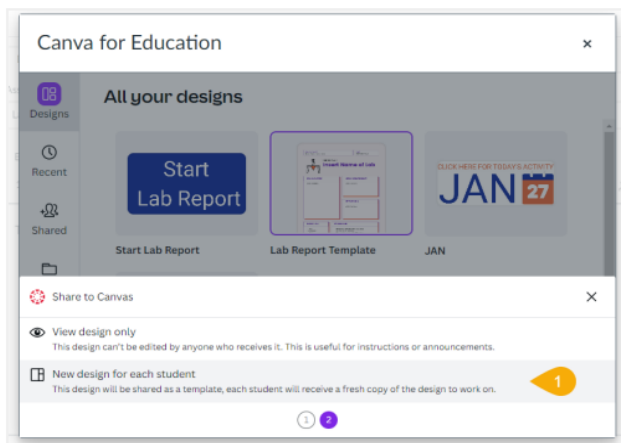


- 1 Start a new assignment and then look for the plug in the tool bar of the rich content editor (it may be hidden in three dots.)  
Choose Canva for Education



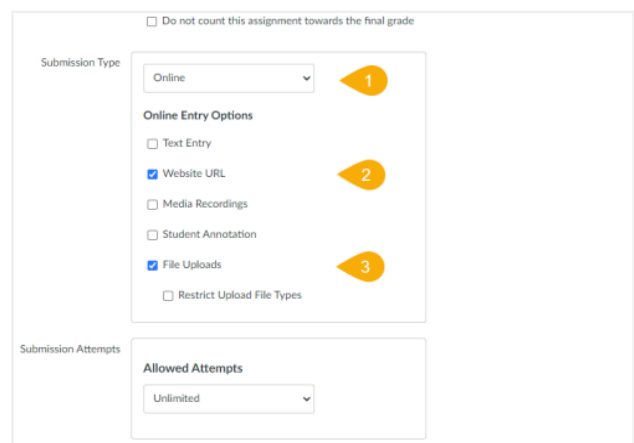
- 2 In the new window, choose your template (you might need to use the filters on the side to find it.)

Then choose "embed into page" when the option appears



- 3 You will see another set of options slide in. Choose "New design for each student."

This will create a copy for each student and allow them to modify



- 4 You will be transported back to Canvas. Finish setting up your assignment, including adding points and choosing Online Submission with Website URL and File Uploads selected.