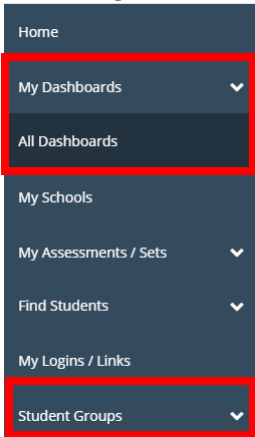
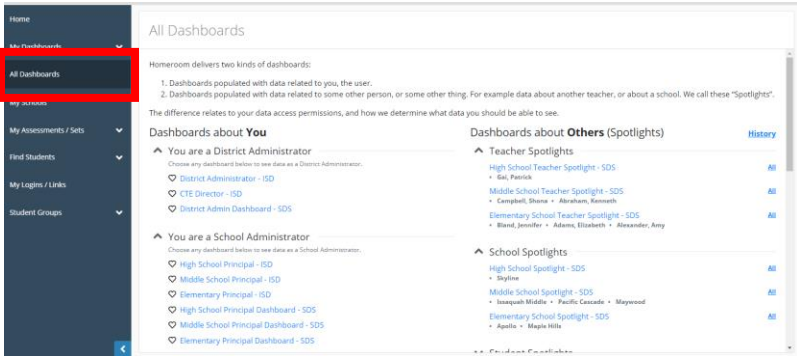

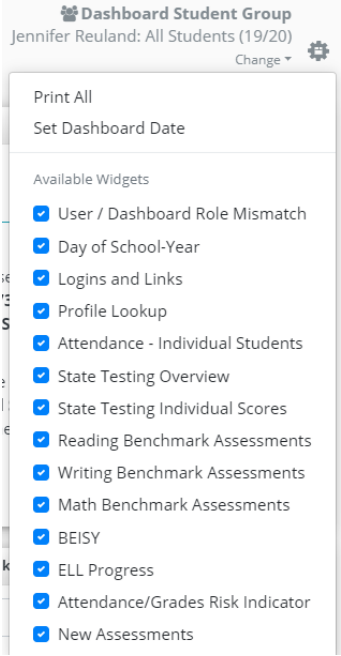
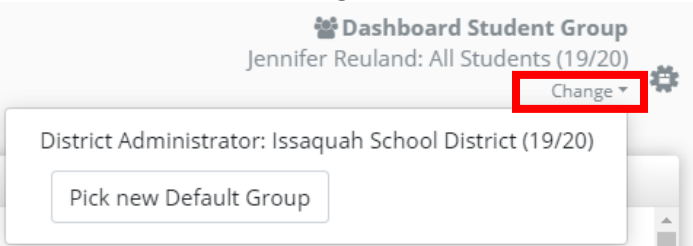
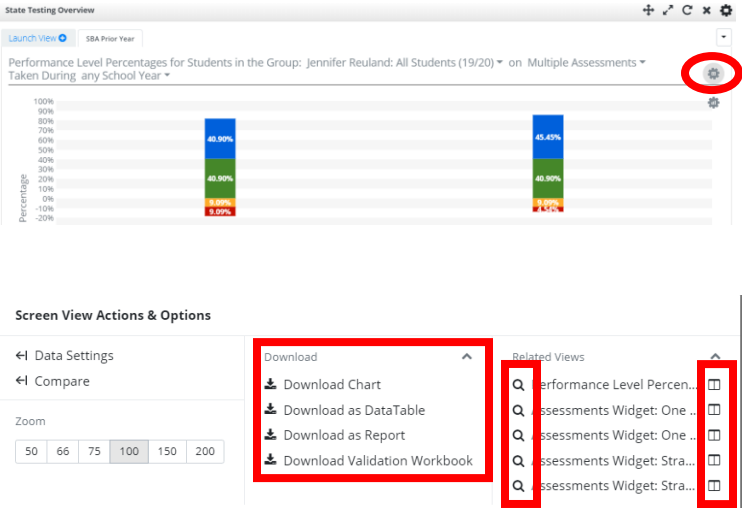
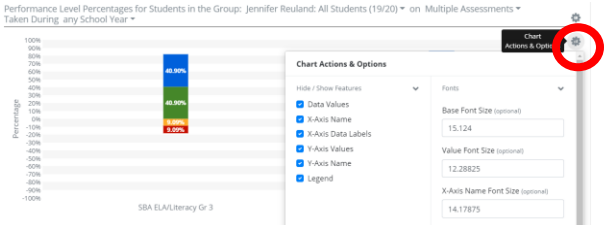
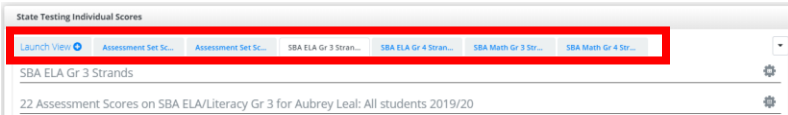


## Homeroom Dashboard Tools

Tool	Location	Purpose
<p style="text-align: center;"><b>Left Navigation Pane</b></p>  <p>The screenshot shows a vertical navigation menu with the following items: Home, My Dashboards (highlighted in red), All Dashboards, My Schools, My Assessments / Sets, Find Students, My Logins / Links, and Student Groups (highlighted in red).</p>	<p>Located on far left of Dashboard</p>	<p>See “behind scenes” to locate other dashboards</p> <p>Change to a different dashboard My Dashboards or</p> <p>Create student groups</p>
<p style="text-align: center;"><b>All Dashboards</b></p>  <p>The screenshot shows the 'All Dashboards' page. The left navigation pane is visible on the left side, with 'All Dashboards' highlighted in red. The main content area displays information about dashboard types and lists various dashboards categorized by user role (District Administrator and School Administrator) and spotlight types (Teacher and School).</p>	<p>Left Navigation Pane</p>	<p>Access other dashboards or Spotlights</p>
<p style="text-align: center;"><b>Dashboard Navigation Gear</b></p>  <p>The screenshot shows a dashboard navigation gear icon circled in red. The gear icon is located in the upper right corner of the dashboard, next to the text 'Change'.</p>	<p>Upper right of Dashboard</p>	<p>Direct links to desired containers</p>

	<p>Dashboard Navigation Gear upper far right of dashboard</p>	<p>Access desired containers/ widgets</p> <p>Click directly on link to open</p> <p>Unclick boxes to remove them temporarily from dashboard view</p>
	<p>Upper far right next to Dashboard Navigation gear</p>	<p>View data for a different group or class</p>
	<p>Inside container to right of Screen View Title</p>	<p>Download data or change screen view</p> <p>Click Magnifier to change screen</p> <p>Click split screen icon to split view</p>
	<p>Under Screen Actions icon on far right of container</p>	<p>Choices for modifying the look of the chart</p>

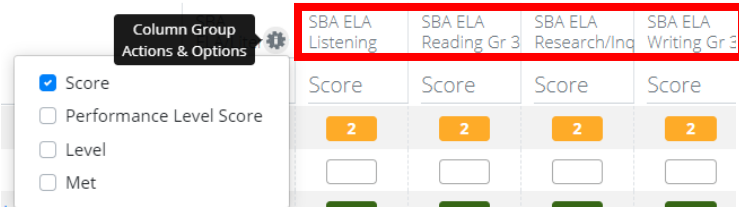
### Container Tabs



Tabs at top of container

Move to a new screen view of data

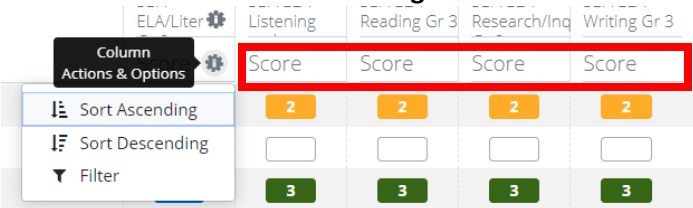
### Column Headings Gear icon



Above data in container

Change the column format/add columns

### Score Heading Gear icon

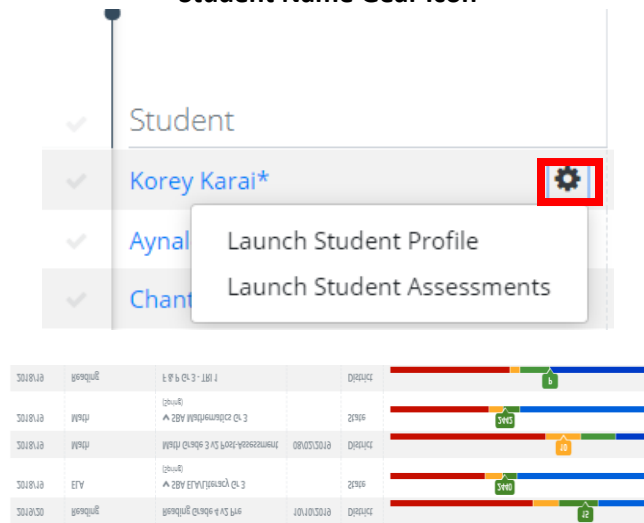


Under Column Heading in data container

Sort or filter the scores, i.e. group and move lowest scores to top of view

SBA ELA/Literacy	SBA ELA Listening	SBA ELA Reading Gr 3	SBA ELA Research/Inq	SBA ELA Writing Gr 3
Score	Score	Score	Score	Score
2333	2	1	1	1
2341	2	1	1	1
2418	2	1	2	2

### Student Name Gear Icon



Adjacent to student name in container

Launch student profile or assessments for desired student